

الإشارة	رقم الصادر	التاريخ
ب و ر ت	409	2026/05/13

M/s. Boursa Kuwait Company

May Allah's Peace and blessing be upon you...

السادة/ شركة بورصة الكويت المحترمين

السلام عليكم ورحمة الله وبركاته ...

Subject: Analyst Conference meeting for the 1st Quarter 2026

الموضوع: اجتماع مؤتمر المحللين - الربع الأول من عام 2026

We refer to the above-mentioned subject and as per the requirements of Article (7-8-1/3) of the Boursa Rule Book regarding listed companies' obligations (Analyst Conference).

بالإشارة إلى الموضوع أعلاه، ووفقاً لمتطلبات المادة رقم (7-8-1/3) من كتاب قواعد البورصة بشأن التزام الشركات المدرجة (الإفصاح عن مؤتمر المحللين).

Attached herewith the Disclosure of Material Information Form.

نرفق لكم نموذج الإفصاح عن المعلومات الجوهرية.

Best regards ...

وتفضلوا بقبول فائق التقدير والاحترام ...

Shaheen Hamad Al Ghanem

Chief Executive Officer

شاهين حمد الغانم

الرئيس التنفيذي

Disclosure of Material Information Form

نموذج الإفصاح عن المعلومات الجوهرية

Date	التاريخ
13/05/2026	2026/05/13
Name of the Listed Company	اسم الشركة المدرجة
Warba Bank (K.S.C.P)	بنك وربة (ش.م.ك.ع)
Material Information	المعلومة الجوهرية
Analyst Conference meeting for the 1 st Quarter 2026.	اجتماع مؤتمر المحللين - الربع الأول من عام 2026.
1. The analyst/ investor conference for Q1 of 2026 was held by means of Live Webcast at 11:00 a.m. local time on Wednesday 13 May 2026, it is worth mentioning that there was no new material information discussed during the conference.	1. عقد بنك وربة مؤتمر المحللين/ المستثمرين للربع الأول من السنة المالية 2026 عن طريق بث مباشر على شبكة الإنترنت في تمام الساعة الحادية عشرة صباحاً يوم الأربعاء الموافق 13 مايو 2026، علماً بأنه لم يتم تداول أية معلومات جوهرية جديدة خلال المؤتمر.
2. Warba Bank shall disclose the minutes of analyst/ investor conference within 3 working days post of the date of conference.	2. سوف يقوم بنك وربة بالإفصاح عن محضر مؤتمر المحللين خلال 3 أيام عمل من تاريخ المؤتمر.
Attached herewith the investors' presentation for Q1, 2026.	مرفق لكم العرض التقديمي للمستثمرين للربع الأول 2026.
Significant Effect of the material information on the financial position of the company	أثر المعلومة الجوهرية على المركز المالي للشركة
N/A	لا يوجد.

Significant Effect on the financial position shall be mentioned if the material information can measure that effect, excluding the financial effect resulting from tenders or similar contracts.

If a Listed Company, which is a member of a Group, disclosed some material information related to it and has Significant Effect on other listed companies' which are members of the same Group, the other companies' disclosure obligations are limited to disclosing the information and the financial effect occurring to that company itself.

يتم ذكر الأثر على المركز المالي في حال كانت المعلومة الجوهرية قابلة لقياس ذلك الأثر، ويستثنى الأثر المالي الناتج عن المناقصات والممارسات وما يشبهها من عقود.

إذا قامت شركة مدرجة من ضمن مجموعة بالإفصاح عن معلومة جوهرية تخصها ولها انعكاس مؤثر على باقي الشركات المدرجة من ضمن المجموعة، فإن واجب الإفصاح على باقي الشركات المدرجة ذات العلاقة يقتصر على ذكر المعلومة والأثر المالي المترتب على تلك الشركة بعينها.

The issuer of this disclosure bears full responsibility for the soundness, accuracy, and completeness of the information contained therein. The issuer acknowledges that it has assumed Care of a Prudent Person to avoid any misleading, false, or incomplete information. The Capital Markets Authority and Boursa Kuwait Securities Exchange shall have no liability whatsoever for the contents of this disclosure. This disclaimer applies to any damages incurred by any Person as a result of the publication of this disclosure, permitting its dissemination through their electronic systems or websites, or its use in any other manner.

يحمل من اصدر هذا الإفصاح كامل المسؤولية عن صحة المعلومات الواردة فيه ودقتها واكتمالها، ويقر بأنه بذل عناية الشخص الحريص في تجنب أية معلومات مضللة أو خاطئة، وذلك دون أدنى مسؤولية على كل من هيئة أسواق المال وبورصة الكويت للأوراق المالية بشأن محتويات هذا الإفصاح، وبما ينفي عنهما المسؤولية عن أية أضرار قد تلحق بأي شخص جراء نشر هذا الإفصاح أو السماح بنشره عن طريق انظمتها الإلكترونية أو موقعهما الإلكتروني، أو نتيجة استخدام هذا الإفصاح بأي طريقة أخرى.

Investors Presentation

Earnings Review Webcast

1st Quarter – FY2026



Disclaimer

THE INFORMATION SET OUT IN THIS PRESENTATION AND PROVIDED IN THE DISCUSSION SUBSEQUENT THERETO DOES NOT CONSTITUTE AN OFFER OR SOLICITATION OF AN OFFER TO BUY OR SELL SECURITIES. IT IS SOLELY FOR USE AT AN INVESTOR PRESENTATION AND IS PROVIDED AS INFORMATION ONLY. THIS PRESENTATION DOES NOT CONTAIN ALL OF THE INFORMATION THAT IS MATERIAL TO AN INVESTOR. This presentation has been prepared by (and is the sole responsibility of) WARBA BANK (K.S.C) (the “Bank”).

Important Notice

The information herein may be amended and supplemented and may not as such be relied upon for the purposes of entering into any transaction. This presentation may not be reproduced (in whole or in part), distributed or transmitted to any other person without the Bank's prior written consent.

The information in this presentation and the views reflected therein are those of the Bank and are subject to change without notice. All projections, valuations and statistical analyses are provided to assist the recipient in the evaluation of the matters described herein. They may be based on subjective assessments and assumptions and may use one among alternative methodologies that produce different results and, to the extent that they are based on historical information, they should not be relied upon as an accurate prediction of future performance. These materials are not intended to provide the basis for any recommendation that any investor should subscribe for or purchase any securities.

This presentation does not disclose all the risks and other significant issues related to an investment in any securities/transaction.

Forward-Looking Statements

Past performance is not indicative of future results. Warba Bank is under no obligation to update or keep current the information contained herein. No person shall have any right of action against the Bank or any other person in relation to the accuracy or completeness of the information contained in this presentation. No person is authorized to give any information or to make any representation not contained in and not consistent with this presentation, and, if given or made, such information or representation must not be relied upon as having been authorized by or on behalf of the Bank.

This presentation does not constitute an offer or an agreement, or a solicitation of an offer or an agreement, to enter into any transaction (including for the provision of any services). No assurance is given that any such transaction can or will be arranged or agreed.

Certain statements in this presentation may constitute forward-looking views. These statements reflect the Bank's expectations and are subject to risks and uncertainties that may cause actual results to differ materially and may adversely affect the outcome and financial effects of the plans described herein. You are cautioned not to rely on such forward-looking statements. The Bank does not assume any obligation to update its view of such risks and uncertainties or to publicly announce the result of any revisions to the forward-looking statements made herein.

Contents

- Economic Outlook
 - Bank's Profile & Strategy
 - Business Overview & Highlights
 - Financial Performance
 - Q&A
 - Appendix
-

بنك وربة
WARBA BANK



Economic Outlook

Sovereign

Key Indicators

Sovereign Ratings

A1 / AA- / AA-
Stable / Stable / Stable
(Moody's / S&P / Fitch)

Gross Domestic Product

Ref.: World Bank Group

USD 160.23bn – Year 2024

Proven Crude Oil Reserves

Ref.: OPEC

Barrels 101.50bn – Year 2024

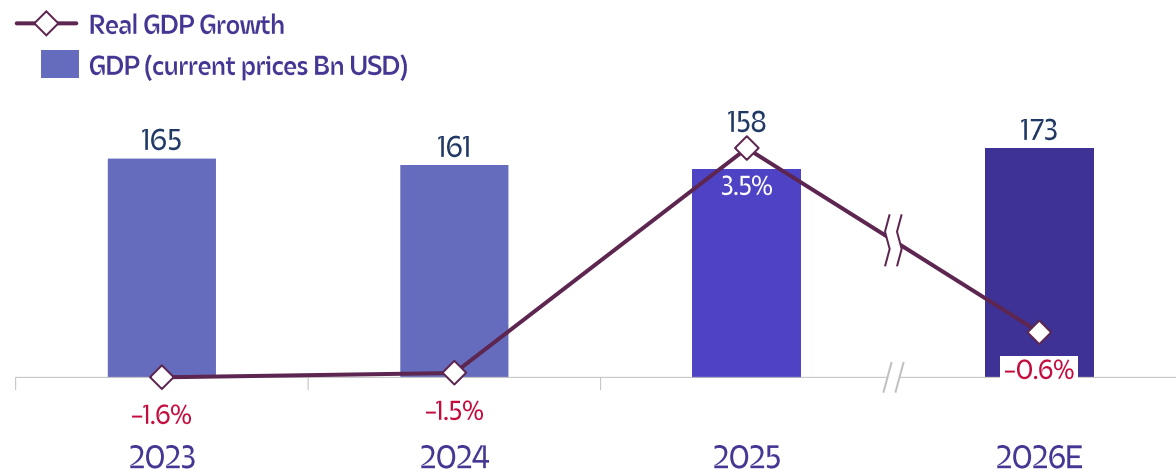
Economy

- As a result of recent geopolitical conflict, IMF (Data Mapper, April 2026) indicated that Real GDP is expected to contract (0.6)% in 2026.
- Annual Inflation is also expected to rise 2.8% on average consumer prices over the medium range.
- The National Debt is expected to be 22.3% in 2026 as percent of GDP, within a plan to borrow up to \$100 billion over 50 years to fund state's budget and infrastructure projects.

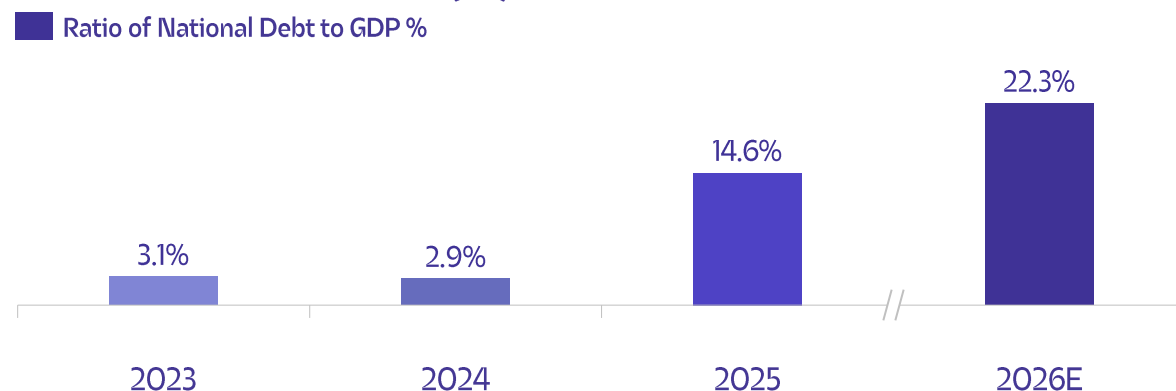
Authority

- The recent enactment of the Financing and Liquidity Law enacted in March 2025 covering issuances of financial instruments with long-term maturities, providing the banking sector with opportunities to invest and manage liquidity in income generating and sovereign assets.
- On 2 February 2026, The Central Bank of Kuwait on behalf of Ministry of Finance announced issuance of Treasury Bonds and Public Debt Tawarruq through a competitive auction for a total value of KWD 150 million, tenor of 3 years, and at uniform yield of 3.625% .

Real GDP Growth



National Debt to GDP (%)



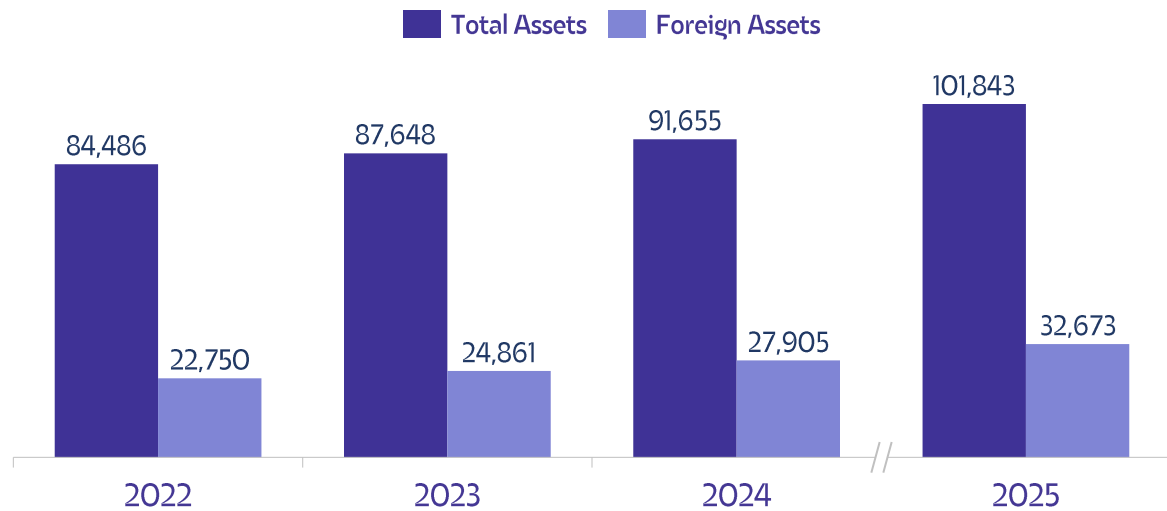
Source: IMF and other market data.

Banking Sector

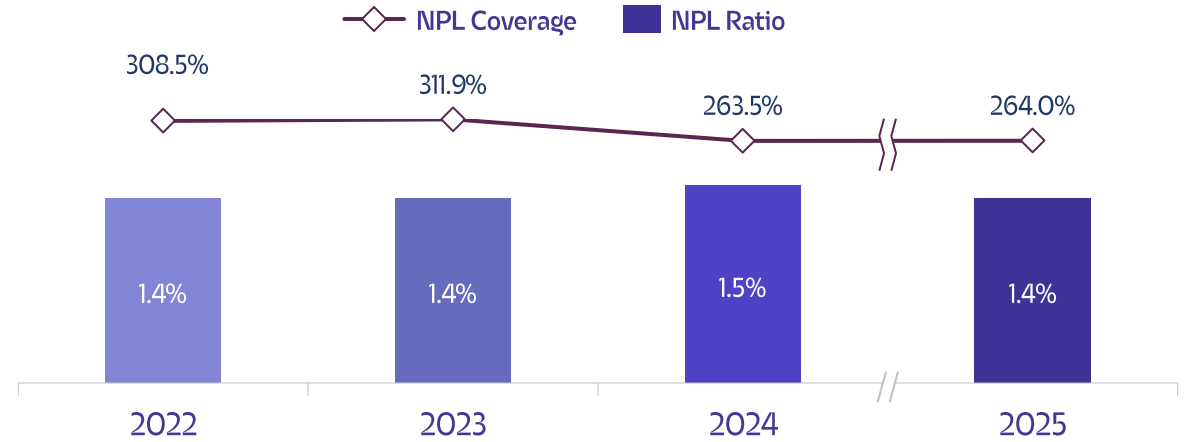
Key Highlight

- In terms the context of geopolitical developments, the Central Bank of Kuwait (CBK) has adopted relief measures related to regulatory instruction and macroprudential tools. This includes lowering liquidity standards, increasing maximum lending limits, and releasing capital conversion buffer within capital base.
- In January 2026, CBK announced the launch of “Kuwait Automated Clearing House System” (KACH), representing a strategic step towards the development of the payment System infrastructure in Kuwait.
- The Central Bank of Kuwait (CBK) cut the Discount Rate by 25bps to 3.50% allowing for interest rate sensitivity and stable monetary conditions marking with the successive interest rate cuts by the Federal Reserve in December 2025.

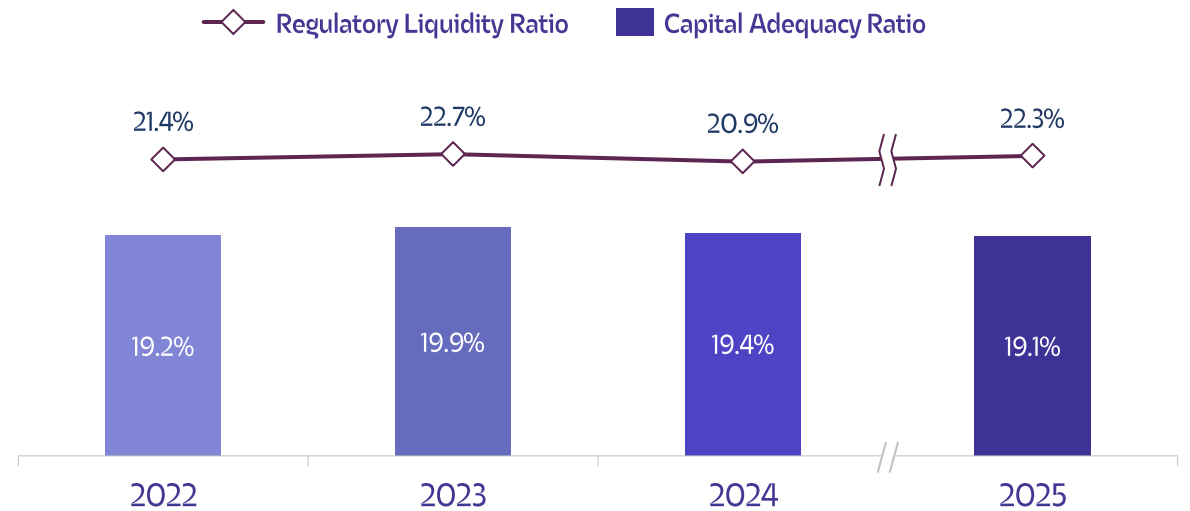
Total Banking Assets and Foreign Assets (KWD Million)



Asset Quality



Capital Adequacy and Liquidity



Contents

- Economic Outlook
 - **Bank's Profile & Strategy**
 - Business Overview & Highlights
 - Financial Performance
 - Q&A
 - Appendix
-

بنك وربة
WARBA BANK



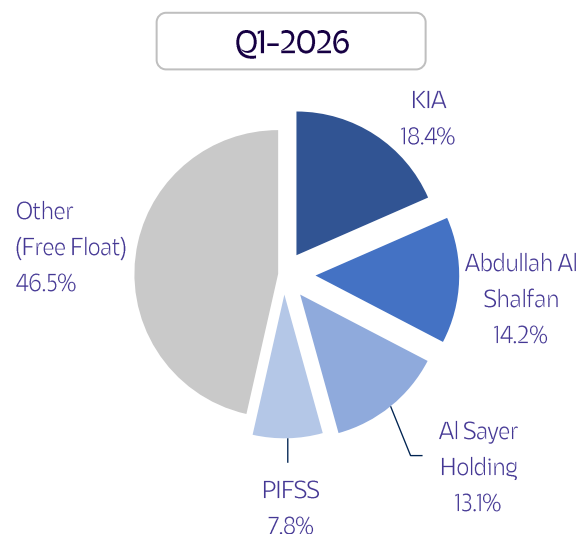
Bank Profile

Overview

- Warba Bank K.S.C.P. (“Warba” or the “Bank”) is a Kuwaiti public shareholding company that was incorporated on 17 February 2010 in Kuwait and officially enrolled in the Central Bank of Kuwait’s Register of Islamic Banks on 7 April 2010.
- The Bank operates via a network of 22 branches, 33 in-branch automated teller machines (“ATMs”), 123 offsite ATMs as well as point of sale terminals and other electronic channels such as telebanking, internet banking and mobile banking.
- The Bank’s shares are listed on the Boursa Kuwait - Premier Market since year 2013 and its market capitalization by the end of first quarter of year 2026 is KWD 1,318mn (USD 4,293mn).
- The share trading volume during the first quarter of year 2026 ≈14.62% out of total banking sector that provides positive sign about share’s velocity and liquidity position.

Shareholding Structure

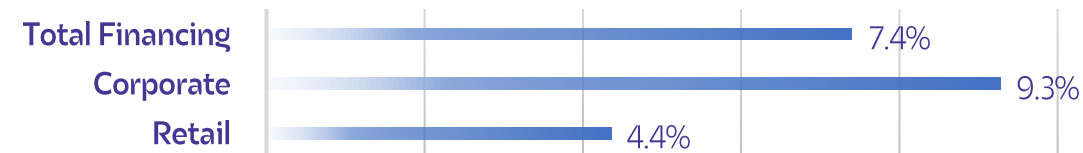
- The State of Kuwait is the largest shareholder in the Bank, holding of the Bank’s shares mainly through Kuwait Investment Authority (“KIA”) of 18.4%.
- Abdullah Al Shalfan, is the second largest shareholder with 14.2% stake.
- Al Sayer Holding, a leading Kuwaiti Business is the third largest shareholder with a 13.1% stake.
- Foreigners’ holding reached to 9.85%.



Financial Snapshot (USDmn)	Q1-2024	Q1-2025	Q1-2026
Financing Receivables	11,671	12,038	13,173
Total Assets	15,912	17,964	19,970
Depositors’ Accounts	9,506	10,892	10,938
Total Equity	1,284	1,365	3,115
Operating Income	60	59	81
Net Profit	15	18	21
Net Financing Margin	1.3%	1.5%	1.5%
Cost to Income Ratio	53%	57%	47%
Capital Adequacy Ratio	16.0%	16.5%	16.5%
NPL Ratio	1.4%	1.5%	1.5%

Rating Agency	LT Rating	Outlook	Date
MOODY’S	Baa1	Stable	Jul. 2025
Fitch Ratings	A	Stable	Nov. 2025

Market Share - Financing



Vision and Strategy



PURPOSE

Contributing to people, businesses, and society by empowering them to achieve their ambitions.



VISION

Creating unique value in banking and beyond to unlock opportunities for people and businesses.



MISSION

We deliver the best experience for customers beyond the boundaries of banking, preserving uniqueness and nurturing top talents while creating sustainable value for shareholders and society.



VALUES



TRUST

We focus on our customers to gain their trust and serve their needs in the best possible way.




PERFORMANCE

We aim to excel at execution and are confident to overcome any challenges.



AMBITION

We have the drive and enthusiasm to continuously surpass.



INNOVATION

We continue to innovate in order to always improve the experience of our customers.



COLLABORATION

We work with our clients and team members to deliver the right solution.

Sustainability Highlights



\$500 million

(KD 152 million)

Sustainability Sukuk Issued



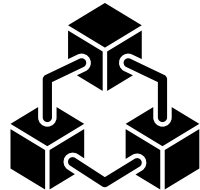
84.1%

Nationalization Rate



KD 138,500

Contributed to Community



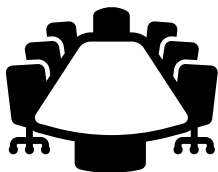
77.6%

Local Suppliers



90%

Customer Satisfaction Index (CSI)



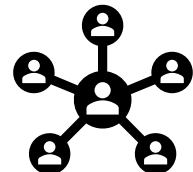
3

Kuwaiti Women in Executive Management



KD 340,000

Investing in training



KD 12,376

Contributed to Sponsorship



42.05

Avoided Emissions



6,521.41 tCO₂e

Total GHG Emissions



1,207.62 tCO₂e

Scope 1 Emissions



4,064.14 tCO₂e

Scope 2 Emissions

Contents

- Economic Outlook
 - Bank's Profile & Strategy
 - Business Overview & Highlights
 - Financial Performance
 - Q&A
 - Appendix
-

بنك وربة
WARBA BANK



Business Segments - Overview

Corporate Banking Group

- Corporate Banking Group strengthens its position as a trusted partner for leading businesses in Kuwait, delivering robust growth across all key indicators. With a strategic focus on expanding the client base, enhancing digital capabilities, and introducing value-driven banking solutions.
- Corporate Strategic Focus:
 - Digital Excellence,
 - Strong Client Relationships,
 - Empower SME Entrepreneurs, and
 - Sustainable Growth through Innovation.

Investment Banking Group

- Investment Banking Group demonstrates resilience and forward-looking discipline, shaped by shifting global economic expectations and attention to liquidity management. This leads to its outstanding position as a reliable participant in the regional and global markets.
- Investment Organization Structure:
 - International Banking Division,
 - Principal Investment Division,
 - Portfolio & Fund Management Department; and
 - Fiduciary Services Department.

Retail Banking Group

- Retail Banking Group continues to provide innovative products and services that meet the needs and expectations of its customers through a comprehensive strategic plan aimed at creating added value and strengthening the Bank's position as a trusted and innovative partner.
- Retail Banking Services:
 - Consumer Finance;
 - Deposits & Credit Cards,
 - Royal and Private Banking, and
 - Network and other Related Services.

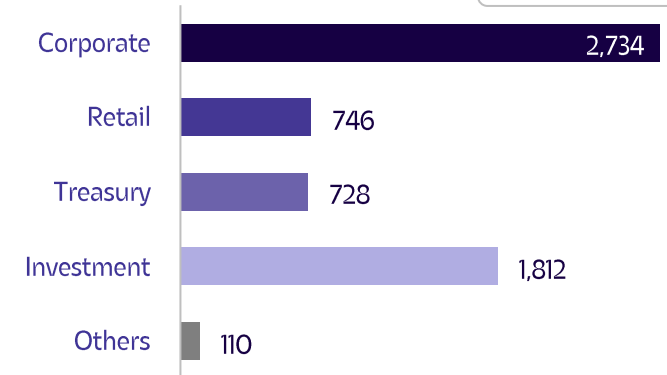
Treasury Group

- Treasury Group positioned the Bank as the market maker for hedging (Tahawat) and rolled out advanced digital solutions that improved pricing efficiency, transaction execution, and client engagement.
- Treasury enhanced liquidity resilience by:
 - Compliance with regulatory framework
 - Diversifying funding sources,
 - Optimizing durations, and
 - Lowering overall funding costs.

Contribution to Total Assets

(Q1-2026)

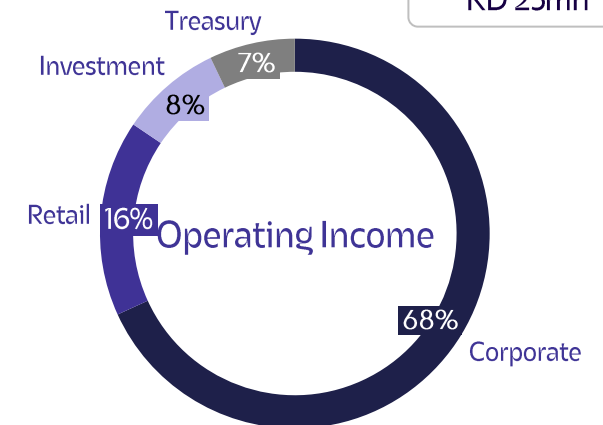
KD 6,130mn



Contribution to Operating Income

(Q1-2026)

KD 25mn



Business Highlights

Banking Groups

“World Elite Mastercard”

Launched the world’s first dual-chip contactless card for Private Banking, pioneering a new global standard for security and digital innovation.



“New Cashback Program”

Introduced a strategic program offering up to 10% cashback on eligible transactions and KD 1,000 monthly rewards to drive growth within the Private and Upper Affluent segment.

“Customer Engagement”

Strengthened segment loyalty by completing five customer engagement events for Royal, Priority, and WAVE segments, deepening long-term relationships.

Digital Banking

“Rowad 6.0”

Completed with a record 96 applicants, forming a strong cohort from top EU universities, including expanded participation from PhD and Master’s degree holders.



“App Marketplace Revamp”



Transformed the mobile Marketplace into a seamless hub for vouchers and offers, boosting digital value and user engagement.

Launched Kuwait’s first digital “Easy Finance” product for domestic workers, supporting financial inclusion for low-income segments.

“Easy Finance”



Corporate Responsibility



“CBK Diraya” Campaign

Presented in different societal fronts and through the bank’s applications.



“Kuwait National Robotics”

Championship at “Kuwait University” in collaboration with “Youth Public Authority”.

“Guinness World Record”

Achieving a Guinness World Record by planting over 1,200 Sidr seedlings in collaboration with Shuwaikh Gate Holding Company, as part of sustainability initiatives.



“Frontliner Support Campaign”

Launched the “الكويت عزها بأهلها” campaign to provide support to frontliner personnel in response to recent regional developments and national needs.

Contents

- Economic Outlook
 - Bank's Profile & Strategy
 - Business Overview & Highlights
 - Financial Performance
 - Q&A
 - Appendix
-

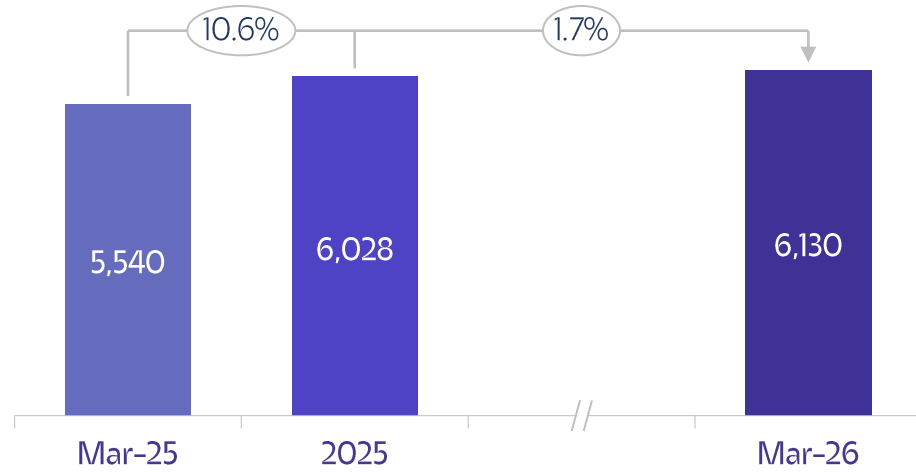
بنك وربة
WARBA BANK



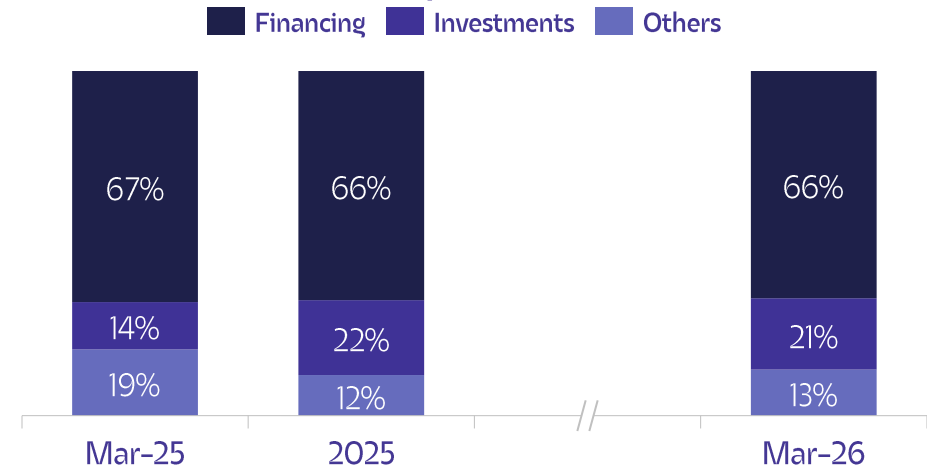
Balance Sheet Progress

Figures in Million KWD

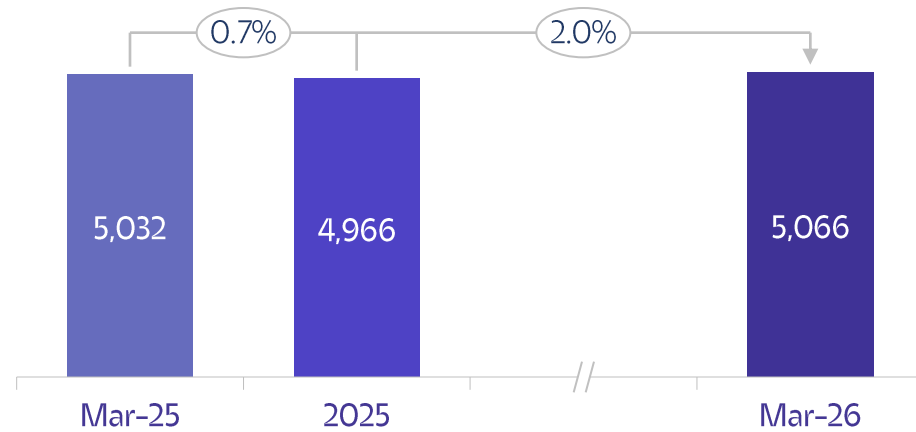
Assets



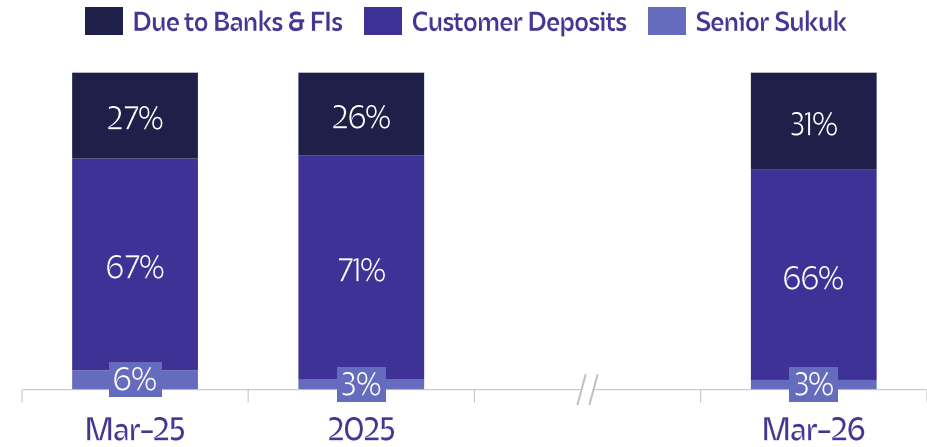
Assets Composition



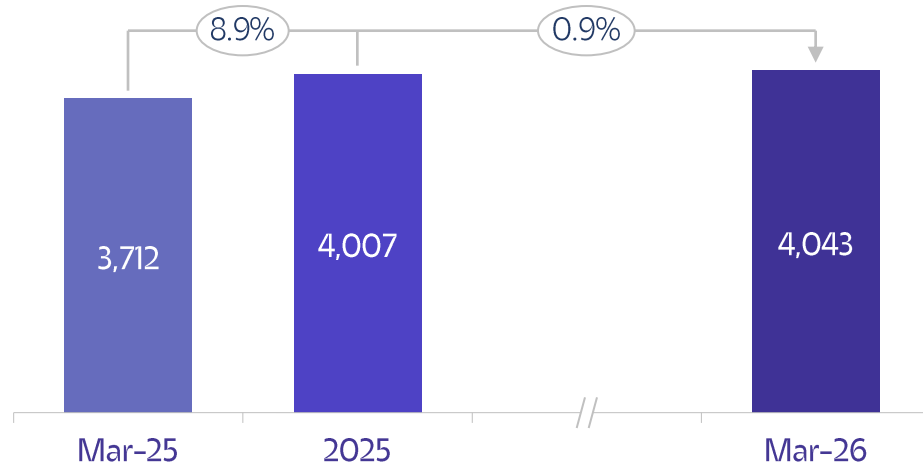
Funding



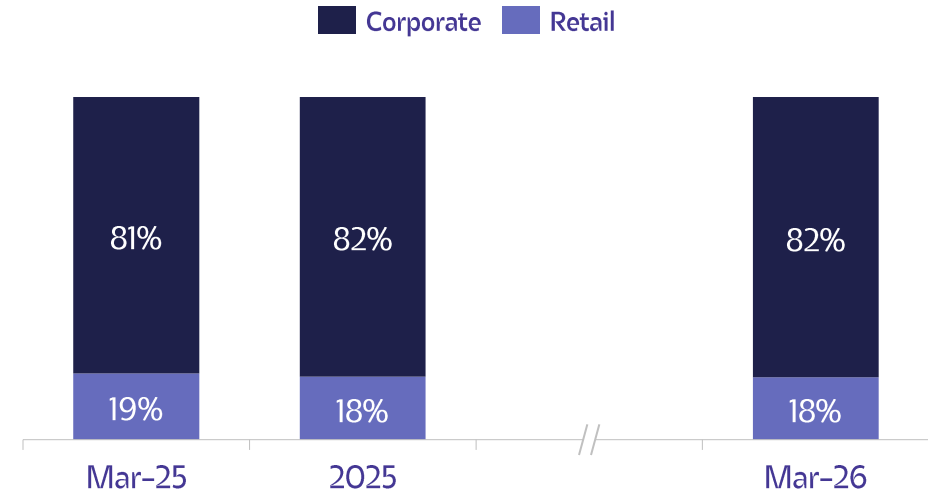
Funding Mix



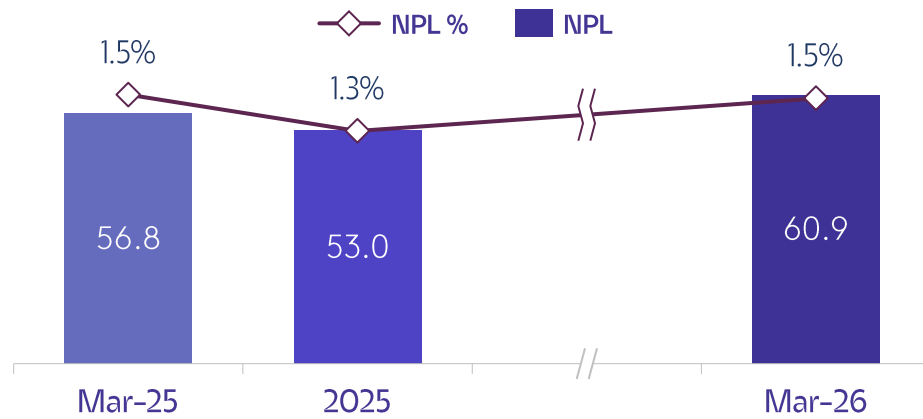
Financing



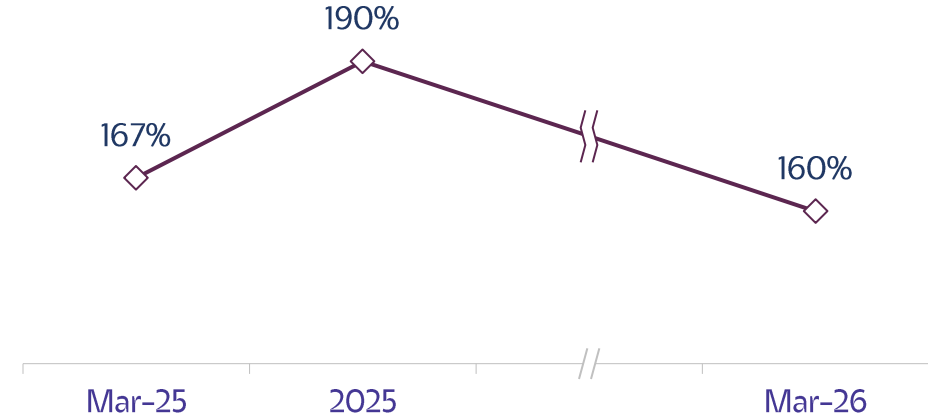
Financing by Segment



NPL Ratio



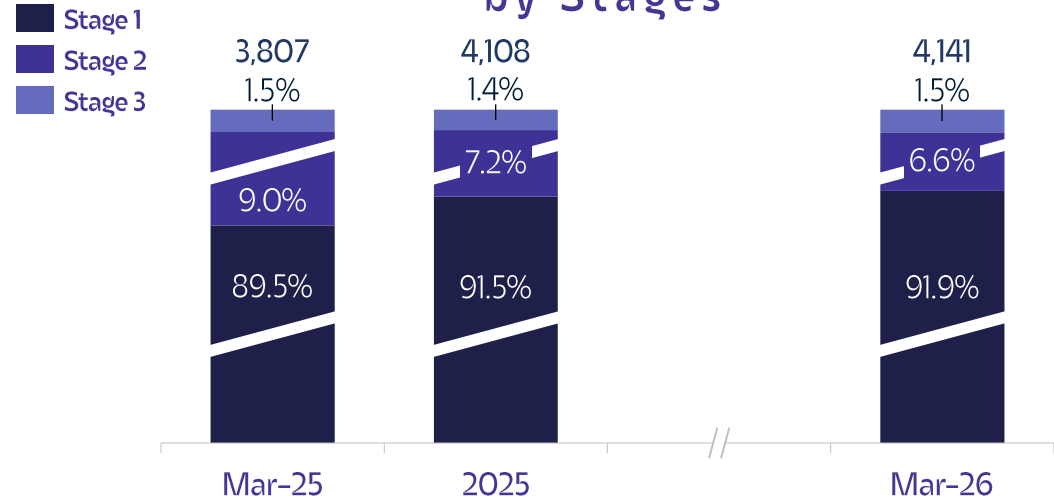
Coverage Ratio



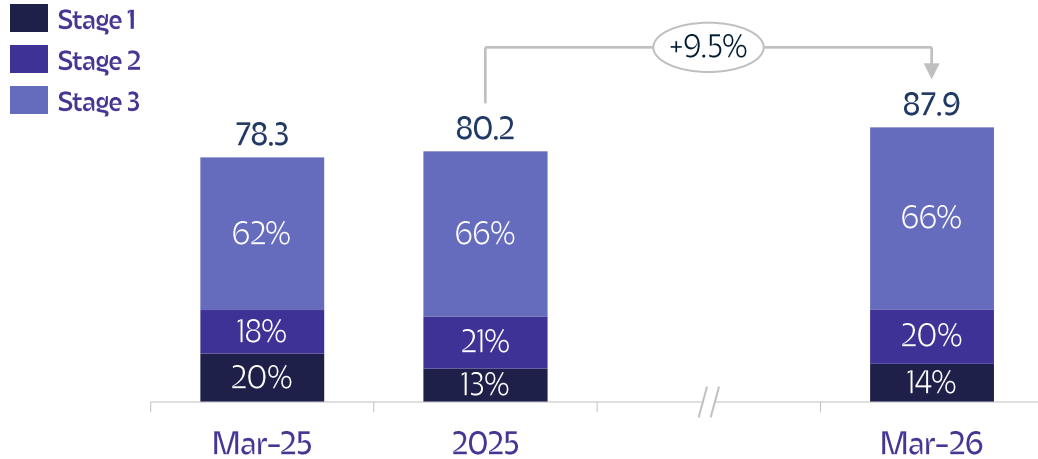
ECL Classification

ECL Classification	Stage 1	Stage 2	Stage 3	Total
Gross Financing	3,804	274	64	4,141
Non Cash Facilities	535	55	21	611
ECL Allowances	12	17	58	88

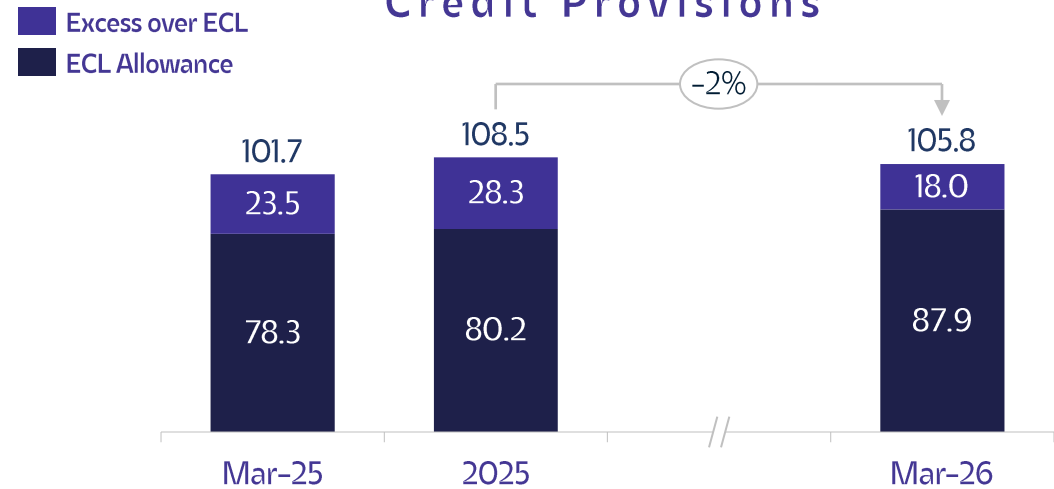
Gross Financing by Stages



ECL Allowance



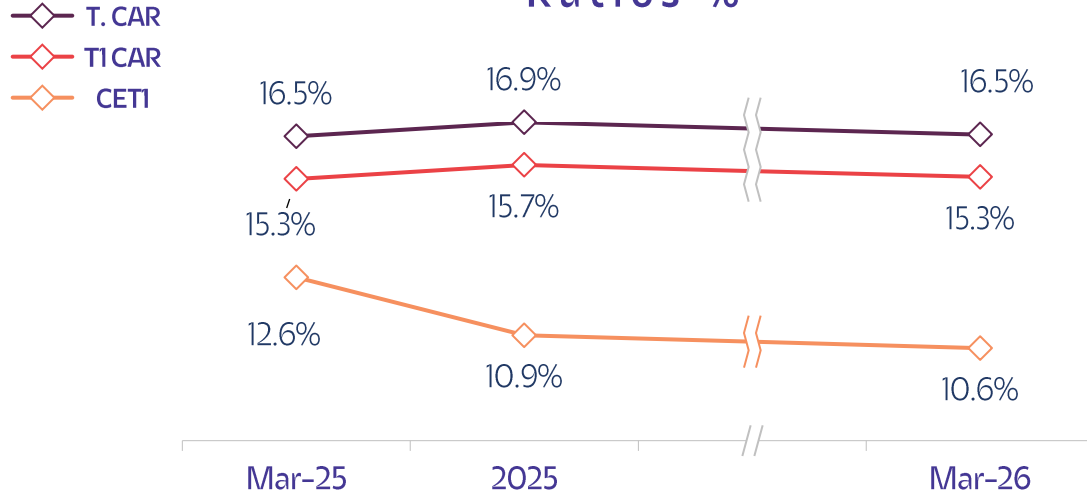
Credit Provisions



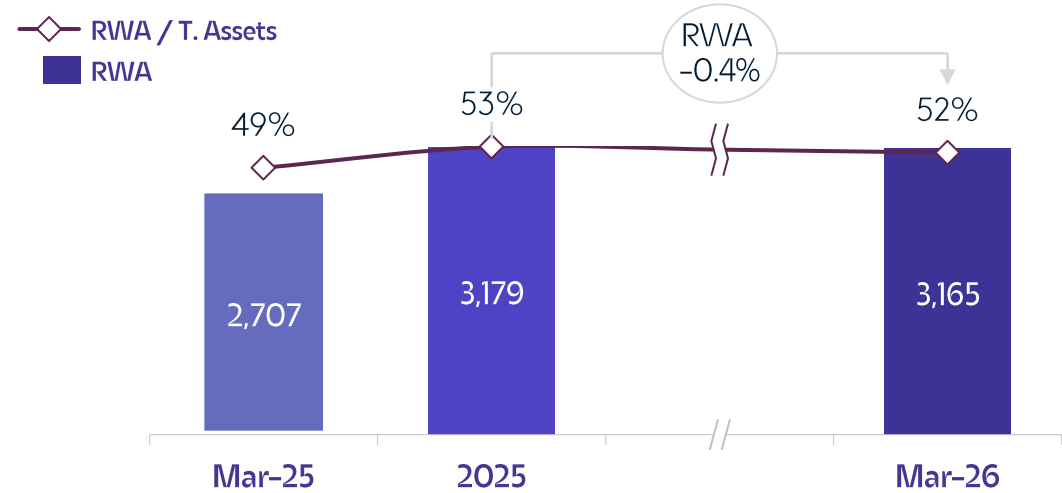
Capital Adequacy

Figures in Million KWD

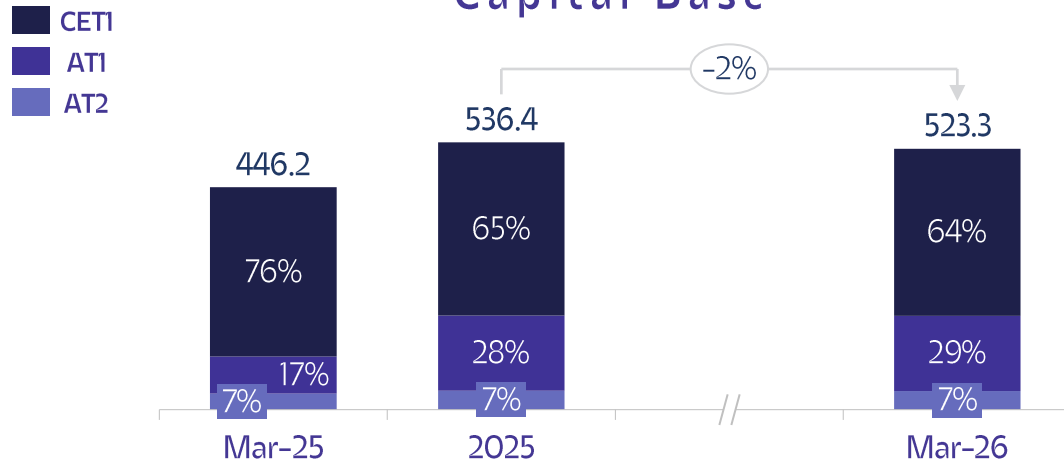
Capital Adequacy Ratios %



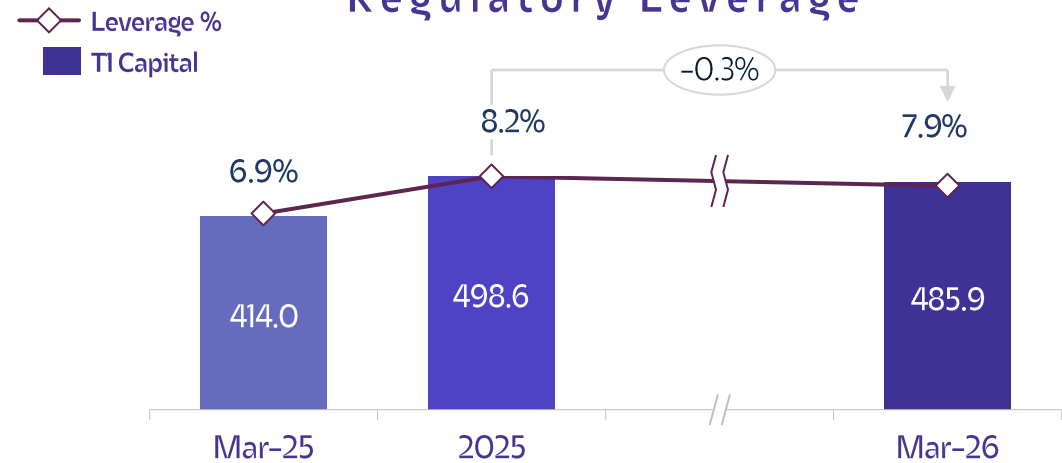
Risk Weighted Assets



Capital Base



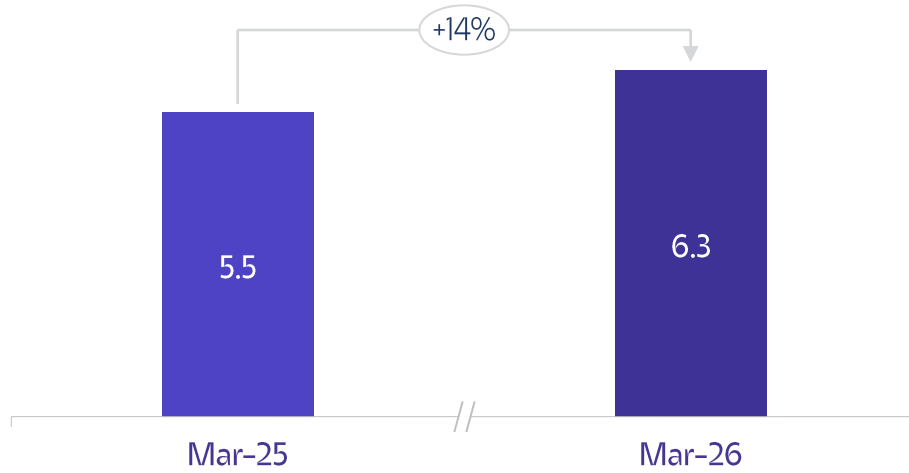
Regulatory Leverage



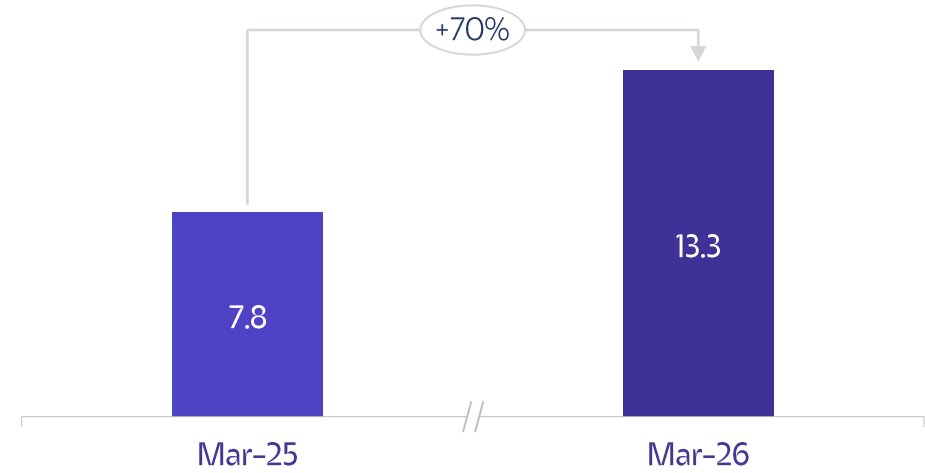
Earnings Results

Figures in Million KWD

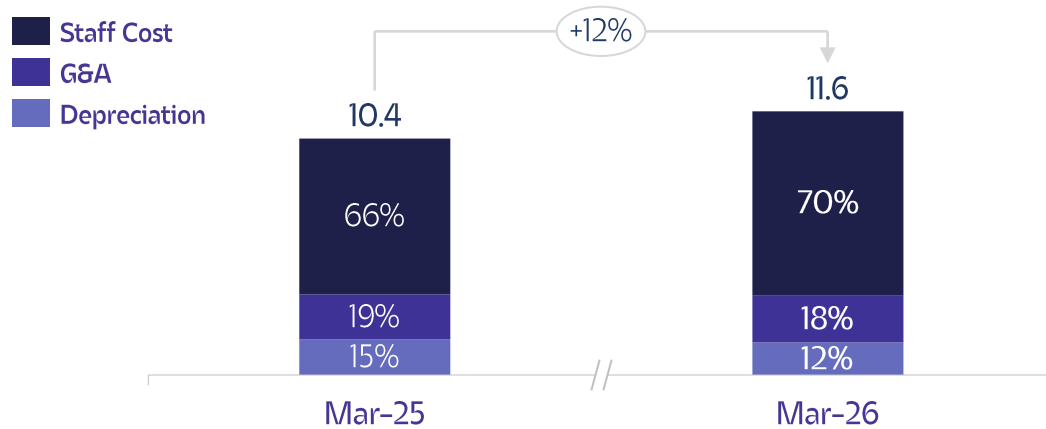
Net Profit



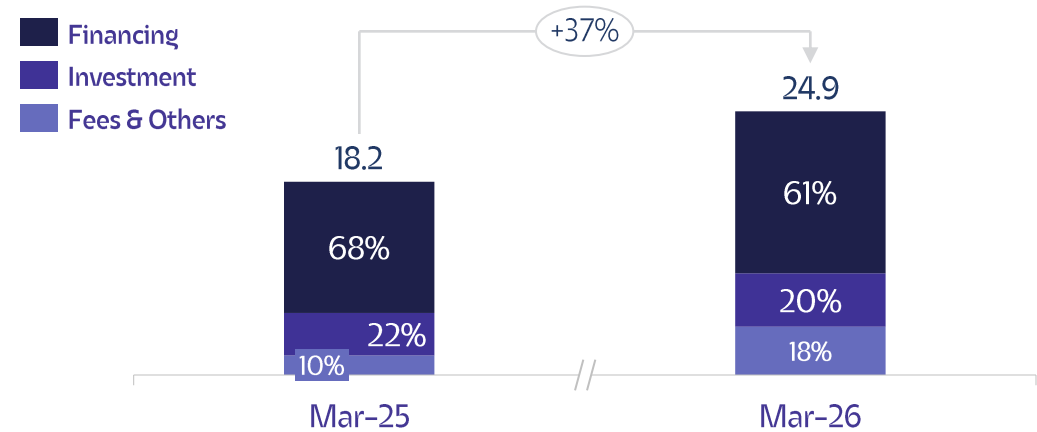
Net Profit (before) Provision



Operating Cost



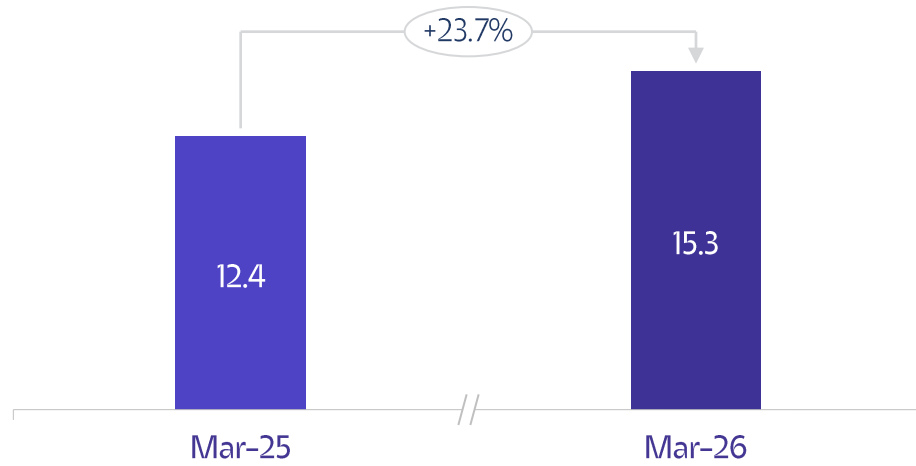
Operating Income



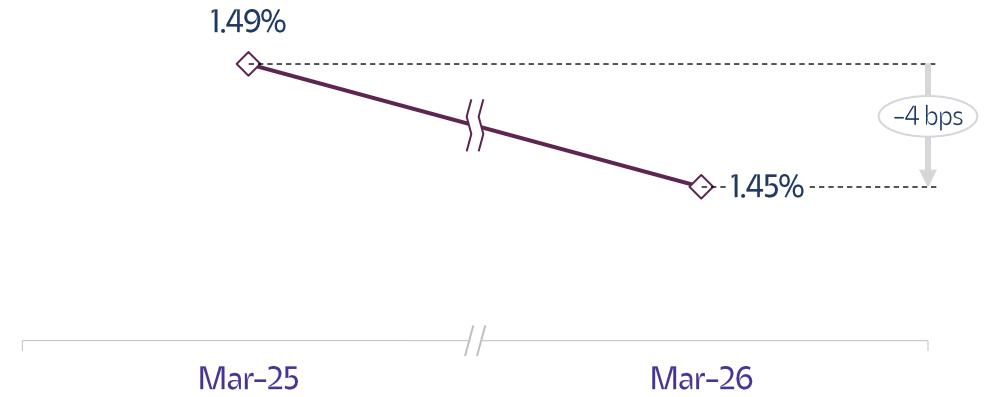
Earnings Results *(Continued)*

Figures in
Million KWD

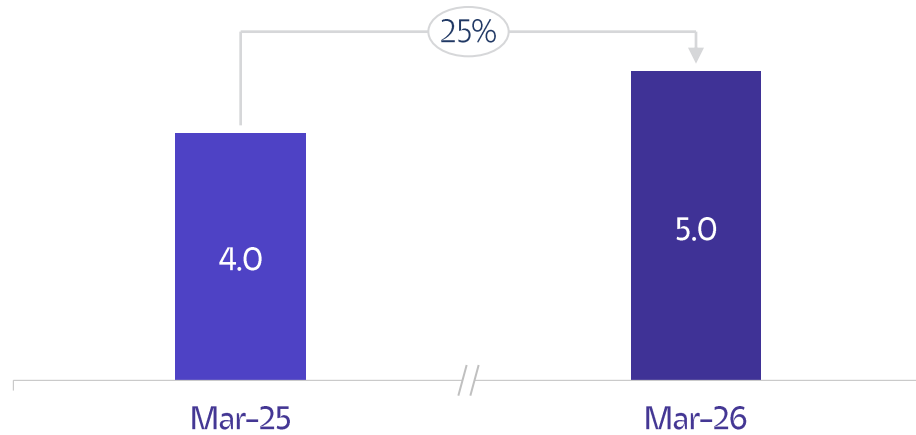
Net Financing Income



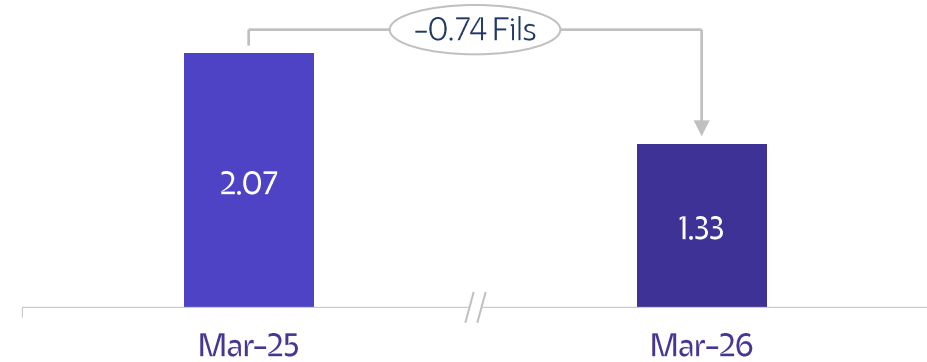
Net Financing Margin (NFM)



Investment Income

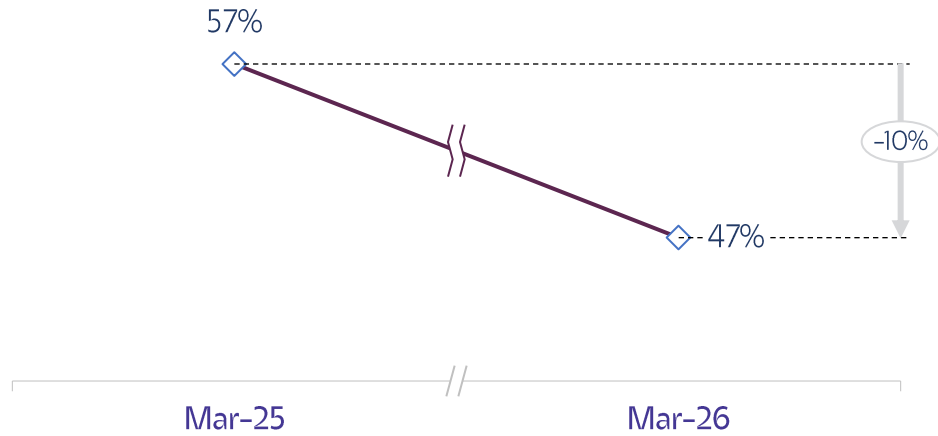


Earning Per Share (EPS)

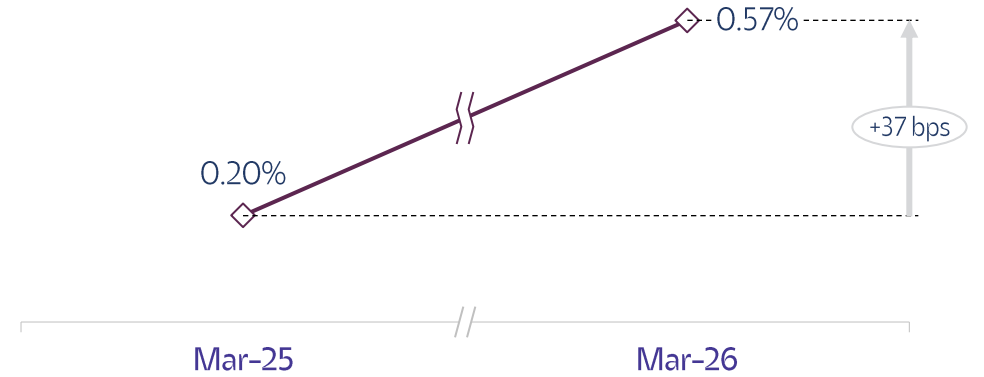


Earnings Results (Continued)

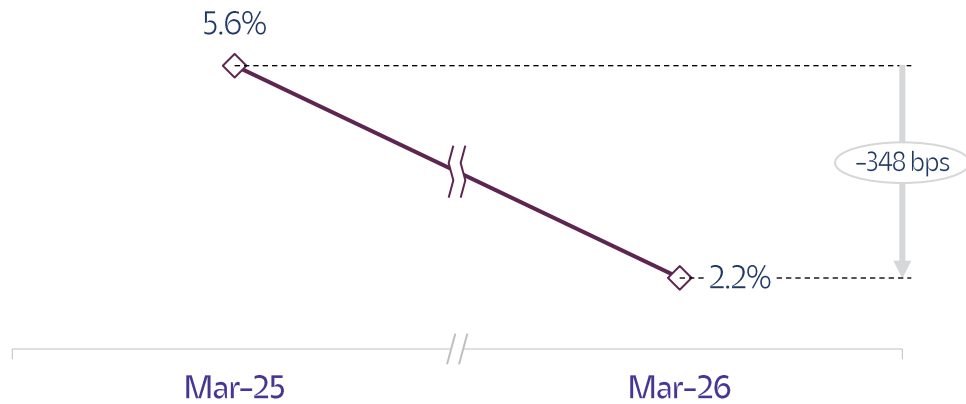
Cost to Income Ratio



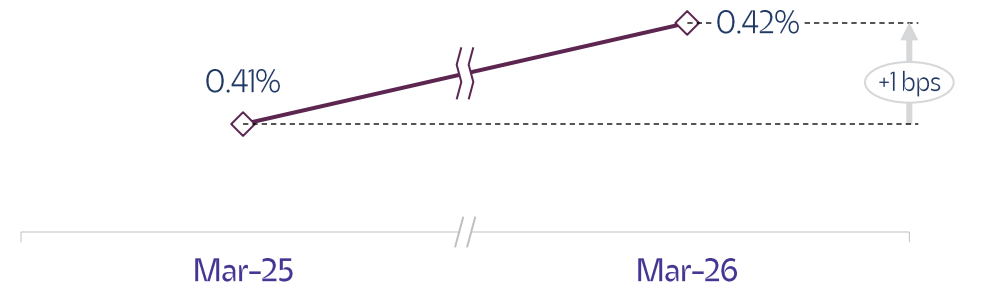
Credit Provision Charges %



ROAE "Shareholders"



ROAA



Contents

- Economic Outlook
 - Bank's Profile & Strategy
 - Business Overview & Highlights
 - Financial Performance
 - Q&A
 - Appendix
-

بنك وربة
WARBA BANK



Contents

- Economic Outlook
 - Bank's Profile & Strategy
 - Business Overview & Highlights
 - Financial Performance
 - Q&A
 - Appendix
-

بنك وربة
WARBA BANK



Financial Statements – Comparative

Figures in
Thousand KWD

Balance Sheet	Q1-2026	YE-2025	Growth (YTD)	
			KWD	%
Placements & Balances with Banks	689,160	600,103	89,057	15%
Financing Receivable	4,043,426	4,007,489	35,937	1%
Investments	1,269,510	1,307,824	(38,314)	(3%)
Fixed & Other Assets	127,670	112,790	14,880	13%
Total Assets	6,129,766	6,028,206	101,560	2%
Due to Banks & FIs	1,553,226	1,299,061	254,165	20%
Customer Deposits	3,357,356	3,510,073	(152,717)	(4%)
Senior Sukuk	155,315	156,574	(1,259)	(1%)
Other Liabilities	107,860	82,383	25,477	31%
Total Liabilities	5,173,757	5,048,091	125,666	2%
Share Capital & Premium	748,557	748,557	0	0%
Retained Earnings	37,008	53,223	(16,215)	(30%)
Reserves	17,849	25,740	(7,891)	(31%)
Shareholders' Equity	803,414	827,520	(24,106)	(3%)
Tier 1 Sukuk	152,595	152,595	0	0%
Total Equity	956,009	980,115	(24,106)	(2%)
Total Liabilities and Equity	6,129,766	6,028,206	101,560	2%

Statement of Profit or Loss	Q1-2026	Q1-2025	Growth (Y-o-Y)	
			KWD	%
Financing Income	60,380	59,389	991	2%
Financing Cost	45,089	47,029	(1,940)	(4%)
Net Financing Margin	15,291	12,360	2,931	24%
Investment Income	5,018	4,015	1,003	25%
Fees & Commissions	3,294	2,506	788	31%
Foreign Exchange Income	947	(986)	1,933	196%
Other Income	328	325	3	1%
Operating Income	24,878	18,220	6,658	37%
Staff Cost	8,118	6,860	1,258	18%
General & admin expenses	2,059	1,966	93	5%
Depreciation Expenses	1,430	1,582	(152)	(10%)
Operating Expenses	11,607	10,408	1,199	12%
Net Operating Income	13,271	7,812	5,459	70%
Provisions	6,919	2,036	4,883	240%
Taxes	76	263	(187)	(71%)
Net Profit	6,276	5,513	763	14%
EPS (fils)	1.33	2.07	(0.74)	(36%)

Financial Statements – Trend

Figures in
Thousand KWD

Balance Sheet	2023	2024	2025
Placements & Balances with Banks	633,597	841,665	600,103
Financing Receivable	3,452,952	3,642,603	4,007,489
Investments	653,133	738,809	1,307,824
Fixed & Other Assets	92,527	70,695	112,790
Total Assets	4,832,209	5,293,772	6,028,206
Due to Banks & FIs	1,162,849	1,332,641	1,299,061
Customer Deposits	2,907,145	3,149,067	3,510,073
Senior Sukuk	304,331	308,304	156,574
Other Liabilities	66,688	92,010	82,383
Total Liabilities	4,441,013	4,882,022	5,048,091
Share Capital & Premium	286,375	298,735	748,557
Retained Earnings	23,484	28,097	53,223
Reserves	5,529	9,110	25,740
Shareholders' Equity	315,388	335,942	827,520
Tier 1 Sukuk	75,808	75,808	152,595
Total Equity	391,196	411,750	980,115
Total Liabilities and Equity	4,832,209	5,293,772	6,028,206

Statement of Profit or Loss	2023	2024	2025
Financing Income	224,809	244,859	257,916
Financing Cost	180,782	190,070	198,117
Net Financing Margin	44,027	54,789	59,799
Investment Income	10,845	10,607	32,675
Fees & Commissions	5,283	7,734	11,849
Foreign Exchange Income	893	4,448	2,147
Other Income	3,074	2,728	2,824
Operating Income	64,122	80,306	109,294
Staff Cost	26,448	29,124	30,054
General & admin expenses	8,709	9,707	10,648
Depreciation Expenses	5,783	7,526	6,399
Operating Expenses	40,940	46,357	47,101
Net Operating Income	23,182	33,949	62,193
Provisions	2,508	10,408	10,248
Taxes	1,007	1,139	2,324
Net Profit	19,667	22,402	49,621
EPS (fils)	6.23	7.26	10.82

CONTACT US:
IR@WARBABANK.COM

For Warba IR – Please visit
Website or Application using QR codes.

IR Website

IR Application



شكراً
Thank You

